







**EARLY STAGE 1 HSIE UNIT - Places We Know Literacy Focus**

Literary Text	Teaching Activities
<p>The Three Little Pigs  <a href="https://www.youtube.com/watch?v=G5hI9U19-m0">https://www.youtube.com/watch?v=G5hI9U19-m0</a></p>	<ul style="list-style-type: none"> <li>* Watch clip of story</li> <li>* Discuss the different houses - what were they made from and why? Why was the brick house the safest?</li> <li>* Which house did students like best?</li> <li>* Students imagine they could build their own house. What would they build it from? Draw what the house would look like.</li> </ul>
<p>Goldilocks and the Three Bears  <a href="https://www.youtube.com/watch?v=63w9aPO-W_E">https://www.youtube.com/watch?v=63w9aPO-W_E</a></p>	<ul style="list-style-type: none"> <li>* Watch clip of story</li> <li>* Discuss the order of events in the story</li> <li>* Students number the pictures in order</li> <li>* Students colour one panel of their choice.</li> </ul>
<p><b>Title: Same but little bit different</b>  <b>Kylie Dunstan</b></p>  <p><b>Names:</b> Dunstan, Kylie  <b>Published:</b> Kew East, Vic.: Windy Hollow Books, 2011  <b>Subjects:</b> <a href="#">Cities and towns - Australia - Fiction</a> / <a href="#">Country life - Australia - Fiction</a>  <b>Physical Description:</b> 1 v. : col. ill.  <b>Type:</b> Text  <b>SCIS:</b> 1562209  <b>ISBN:</b> 1-9-2113660-X  <b>Copies:</b> 1 of 1 at <b>Junior Fiction F DUN</b>  <b>Notes:</b> Summary: Right up the very top of Australia there is a special place. My friend Normie comes from there, and he says, Things are different to what you might see in the city. Same, but little bit different! Told in the stunning collage artwork for which Kylie Dunstan is acclaimed, the story is related by a child living in a southern city and her friend Normie, who lives in the top end. As they compare notes about their lives, activities and interests, they discover how very much they have in common, despite their contrasting environments.</p>	<ul style="list-style-type: none"> <li>* Students listen to a reading of the story.</li> <li>* Discuss some of the things that are similar and different in the characters' lives.</li> <li>* Discuss the use of colour in the illustrations to show the difference between city and country.</li> <li>* Students suggest things that are the "same but a little bit diff'rent" in their own lives.</li> <li>* Students complete a guided drawing of Normie and his friend.</li> <li>* How are they "same but a little bit diff'rent"?</li> </ul>
<p><b>Title: Home</b>  <b>text and illustrations by Narelle Oliver</b></p>  <p><b>Names:</b> Oliver, Narelle  <b>Published:</b> Malvern, S. Aust.: Scholastic Australia, 2006  <b>Subjects:</b> <a href="#">Cities and towns - Fiction</a> / <a href="#">Falcons - Fiction</a>  <b>Physical Description:</b> [30] p. : col. ill.  <b>Type:</b> Text  <b>SCIS:</b> 1259923  <b>ISBN:</b> 1-8-6291668-3  <b>Copies:</b> 1 of 1 at <b>Junior Fiction F OLI</b>  <b>Notes:</b> Omnibus books.   <a href="#">NSW Premier's Reading Challenge - Challenge 5-6</a>  ID #40213  <b>Genre:</b> Picture books  When their cliff top habitat is destroyed by fire, a pair of peregrine falcons must find a new one. They end up in the city but they wonder if they will be able to make it to their home.</p>	<p>Read the story.  Discuss how the story is told through the eyes of the falcon.  Which things does the falcon mistake for other creatures?  Discuss safe places for the falcons to build their nest. Where could they build a nest at MOPS? Students draw a safe spot at MOPS for a falcon nest.</p>

## EARLY STAGE 1 HSIE UNIT - Places We Know Literacy Focus

Literary Text	Teaching Activities
<p><b>Title: Remembering Lionsville</b> <b>Bronwyn Bancroft</b></p> <p><b>Names:</b> Bancroft, Bronwyn <b>Published:</b> Crows Nest, N.S.W.: Allen &amp; Unwin, 2013 <b>Subjects:</b> <a href="#">Aboriginal peoples - New South Wales</a> / <a href="#">Aboriginal peoples - Autobiography / Artists, Australian - Autobiography / Australians - Autobiography / Country life - New South Wales</a></p> <p><b>Physical Description:</b> [32] p. : col. ill. <b>Type:</b> Text <b>SCIS:</b> 1591565 <b>ISBN:</b> 1-7-4237320-8 <b>Copies:</b> 1 of 1 at <b>Junior Fiction F BAN</b></p> <p><b>Notes:</b> Summary: Renowned artist Bronwyn Bancroft tells her inspiring story of growing up in country New South Wales. Come with me to my family's old house in Lionsville. It's full of memories. It's a special place. Uncle Pat calls it a secret place. We played in that old tin cubby, swam in the creek with the catfish, and fell asleep to the ribbip of frogs at night. And around the red cedar table we listened to the old people's stories. We learned a lot that way.</p> 	<p>Students listen to the story. Recall elements from the story - which special places are mentioned? Students match the place to the sentence. Students identify and draw their own special place.</p>
<p><b>Title: My map book</b> <b>Sara Fanelli</b></p> <p><b>Names:</b> Fanelli, Sara <b>Published:</b> London: Walker, 2006 <b>Subjects:</b> <a href="#">Individuality - Fiction / Maps - Fiction / Personality - Fiction / Self-perception - Fiction</a></p> <p><b>Physical Description:</b> [24] p. : col. ill. <b>Type:</b> Text <b>SCIS:</b> 1260636 <b>ISBN:</b> 1-8-4428076-4 <b>Copies:</b> 1 of 1 at <b>Junior Fiction F FAN</b></p> <p><b>Notes:</b> Book jacket unfolds to a poster sized map. Summary: A story told in a non-narrative way by means of a sequence of maps and illustrations created by a child to describe his place and view of the world. Provides views of the central character's bedroom, school, playground, and other imaginative realms farther away.</p> <p><a href="#">NSW Premier's Reading Challenge - Challenge 3-4</a> ID #18441 <b>Genre:</b> Picture books A treasure map, a map of a face, a map of a neighbourhood, a family tree and even a map of a heart are included in these maps of life. Children will be inspired to draw some maps for themselves.</p> 	<p>Students view the book and discuss the different things on each map. Ask: *Why do people use maps? * What things do each of the maps have in common? (colour, images, labels)</p> <p>Students design a map of MOPS. It must have colour, images and labels. (Group construction initially, then add individual elements).</p>
<p><b>Title: Ted</b> <b>by Leila Rudge</b></p> <p><b>Names:</b> Rudge, Leila <b>Published:</b> Newtown, N.S.W.: Walker, 2013 <b>Subjects:</b> <a href="#">Animal-human relationships - Fiction / Dogs - Fiction</a></p> <p><b>Physical Description:</b> [25] p. : col. ill. <b>Type:</b> Text <b>SCIS:</b> 1598669 <b>ISBN:</b> 1-9-2197750-7 <b>Copies:</b> 1 of 1 at <b>Junior Fiction F RUD</b></p> <p><b>Notes:</b> Summary: A story about finding your perfect place. Ted is a smart dog, with his own jumper. But he has lived at the pet store for as long as he can remember and nobody seems to notice him. Will Ted ever find the perfect place to live?</p> 	<p>*Students listen to a reading of the story. *Students retell things that Ted does in an effort to get noticed. * Where does Ted finally choose as the perfect place to live? Do you agree that this is the perfect place? * Students imagine that Ted had chosen MOPS as the perfect place. Discuss the types of things that Ted might do to make himself noticed at MOPS. * Students record their answers onto the worksheet, with teacher scribing a related sentence when required.</p>